

WilsonPro Rapid Deploy Kit

SKU: 620042

FEATURES

- WilsonPro Pro 1000C amplifier.
- Tripod-mounted outside and inside antennas.
- 75'- and 60'-lengths of Wilson400 antenna cable.
- Pelican™ case with custom protective foam liner.
- Works with all phones and cell devices on all U.S. carriers.

***⚠️WARNING:** Cancer and Reproductive Harm - www.P65Warnings.ca.gov.



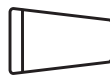
Kit Includes



Wilson Pro
1000C Amplifier
(up to 40,000 sq. ft. in
coverage area)



Inside Panel
Antenna



Directional Outside
Antenna



60' & 75'
Wilson400 Cable



(2) Tripod
Mounts



Power Cord &
Power Strip &
Pelican™ Case

About

The **WilsonPro Rapid Deploy Kit** provides the enhanced cell signal coverage needed to address urgent business continuity and wireless connectivity challenges in any emergency situation.

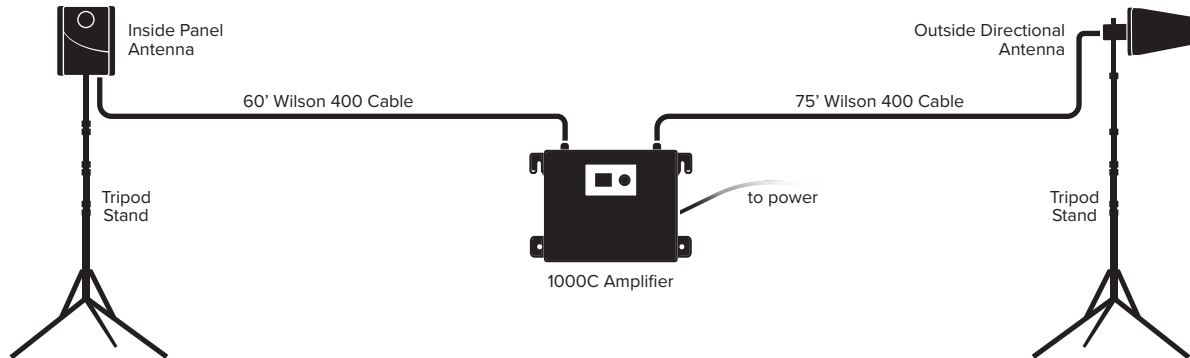
Designed for easy setup and quick takedown, the Rapid Deploy Kit allows for the installation and operation of a Pro 1000C amplifier system inside temporary offices, government response centers, or drive-thru medical facilities (including tents) within 30 minutes or less. The kit comes with tripods to accommodate for optimal placement and positioning of the outside and inside antennas—all without drilling holes in walls or mounting hardware to a permanent location.

For added convenience, the Rapid Deploy Kit fits securely inside a protective Pelican™ case. The kit also includes a 3-year manufacturer's warranty along with a 30-day money-back guarantee.

Specifications

MODEL NUMBER	620042*	
FREQUENCIES	Band 12/17	700 MHz
	Band 13	700 MHz
	Band 5	850 MHz
	Band 4	1700/2100 MHz
	Band 25/2	1900 MHz
MAX GAIN	70 dB	
IMPEDANCE	50 Ohm	
POWER	110 - 240 V AC, 50 - 60 Hz, 30 W	
CONNECTORS	N-Female	
AMPLIFIER DIMENSIONS	3.75 x 11.5 x 18 in	
AMPLIFIER WEIGHT	15.4 lbs	

Setup Overview

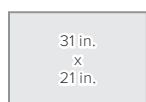


How to install the Rapid Deploy Kit

1. Mount outside antenna and inside antenna to their tripods and place in desired locations.
2. Uncoil cable and connect the 75' length to outside antenna and 60' length to inside antenna.
3. Connect cable ends to the appropriate amplifier antenna ports.
4. Plug in the WilsonPro Pro 1000C amplifier and turn it on.

Package Dimensions


31 L x 21 H x 15.5 W



FRONT



SIDE



TOP/BOTTOM



WEIGHT

MASTER CARTON: None

Support

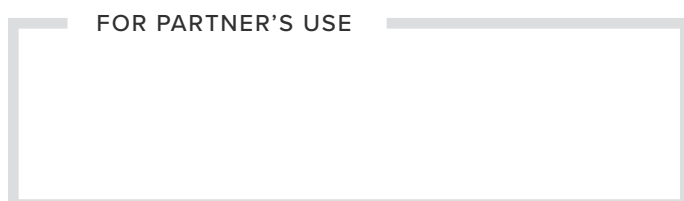


3 Year Warranty from Purchase

Website: www.wilsonpro.com/support

Phone: +1 866 294 1660

Monday to Saturday



UPC

