


PowerMax™ MARINE | RV CELL BOOSTER



**50 dB GAIN DUAL BAND
3 WATT WIRELESS REPEATER**

RVs | BOATS WITH CABINS



Complete System #4KMR-30M

Get more bars with Digital Antenna's PowerMax™ Marine/RV wireless cell booster. This new wireless cellular repeater is dual band operating on 850 and 1900 MHz bands, boost cell phones and air cards to 3 watts, and improve transmit and receive signals. The result is clean and clear voice quality with maximum data throughput on all carriers (except Nextel).

Mobile Application: Boats with cabins and RVs (not for use in open console boats).

Range/Performance: Amplifies cellular signal up to 20+ miles*.

Advantage: Wirelessly enhance multiple cell phones in one room 8'-15' from inside antenna.

Requirement: 12' separation plus a structure between inside & outside antennas.

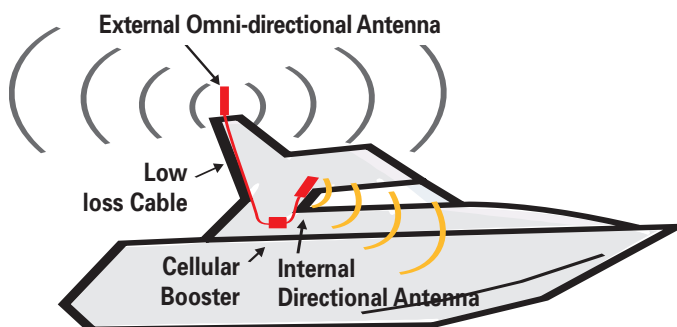
DUAL BAND: use with all North American cell phones operating on 850 or 1900 MHz (except Nextel or iDEN).

4KMR-30M System Includes:

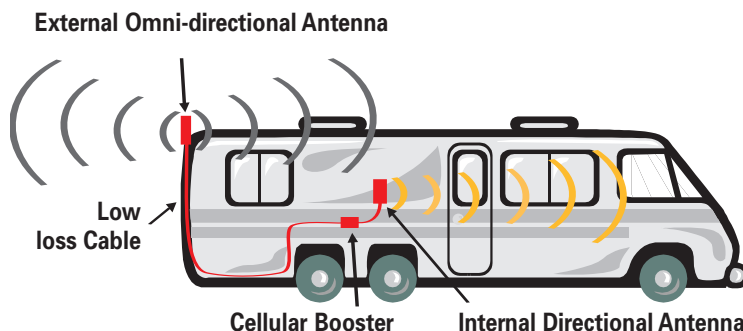
- 40dB gain 3 watt cellular repeater (DA4000MR)
- 30' cable for external antenna (240-30NM)
- 18" external 9dB gain antenna (288-PW)
- Internal 9dB gain directional antenna (426-PW)
- 15' cable for internal antenna (240-15NM)
- 1"-14 threaded mounting ferrule (F114)
- 1"-14 threaded mount (DM194)
- 12 VDC power converter (DP515)

*Increased range varies based upon height of outside antenna, type of cable used, cell phone carrier, and location of cell tower. For maximum range, place outside antenna as high as possible using ultra low-loss cable.

Boat Installation



RV Installation



FCC & IC approved to amplify all North American cell carriers operating on 850 and 1900 MHz.



Digital Antenna, Inc.
www.digitalantenna.com

5325 NW 108th Avenue
Sunrise, FL 33351

▶ t 954.747.7022
▶ f 954.747.7088

PRODUCT TECHNICAL SPECIFICATIONS



50 dB GAIN MARINE | RV CELL BOOSTER

MODEL NUMBER: 4KMR-30M

Repeater Unit

P/N DA4000MR

Frequency Uplink: 824-849 MHz and 1850-1910 MHz
Downlink: 869-895 MHz and 1930-1990 MHz

Modulations All voice and data

Max Output Power 3W (824-849 MHz), 2W (1850-1910 MHz)

IP3 44 dBm

Dynamic Variable Gain DA4000MR 43dB max

Receive Sensitivity -125 dBm

Impedance 50 ohms

Noise Figure <9dB

Power Consumption Standby 5 vdc/0.5A, Uplink 5 vdc/1.5A

Internal Fuse 5A

FCC Approved FCC ID: PZOSDA4000SBR

Industry Canada Approved IC ID: 4260A-DA4000SBR

Dimensions 4.5" l x 4" w x 1.25" h (114 mm x 102 mm x 32 mm)

Weight 11.5 oz (.345 kg)

RF Connections Outside & Inside Antenna Port: mini-UHF female

DC Power Connector Coaxial ID = 2.5 mm, OD = 5.5 mm

Indicator Tri-color LED

Power Switch Slide switch toward LED = ON

Inside Antenna

P/N 426-PW

Radiation Pattern Directional

Gain 9dB

Beam Width H 60° V 55°

Ratio front/back > 20dB

VSWR < 1.5:1 @ 850 MHz; < 1.5:1 @ 1900 MHz

Bandwidth VSWR < 1.5:1 = 810 - 950 and 1800 - 1980 MHz

Impedance 50 ohms

Max Input Power 150 watts

Dimensions 8.5" l x 7" w x 1.7" h (210 x 180 x 43 mm)

Weight 1.5 oz (.7 kg)

RF Connector Type N female

Wind Rating N/A

Installation Supplied wall bracket

Cable 15' DA240 cable with N type male and mini-UHF male P/N 240-15NM

Outside Antenna

P/N 288-PW

Radiation Pattern Omni-Directional

Gain 9dBi

VSWR < 1.5:1 @ 850 MHz; < 1.5:1 @ 1900 MHz

Bandwidth VSWR < 1.5:1 = 810 - 950 and 1800 - 1980 MHz

Impedance 50 ohms

Max Input Power 200 watts

Dimensions 18" l x 1" OD (457 mm x 25.4 mm)

Weight 8 oz (.23 kg)

RF Connector Type N female

Wind Rating 135 mph

Installation Included 1"-14 ferrule P/N F114 & mount P/N DM194

Cable

P/N 240-30NM

Length 30'

Impedance 50 Ohm

RF Connectors Type N male & mini-UHF male attached

Attenuation at 800 MHz 71 dB per 100'

Attenuation at 1900 MHz 11.2 dB per 100'

Power Cable

P/N DP515

Input 9VDC - 24VDC

Output 5VDC 1.5A

Connector Cigarette Lighter

Cord Length 72" (183 cm)

Output Plug 5.5 x 2.5 x 11 mm